




Workbook
Answer Key


Sounds and Fun

Practice the Sounds

A. Attach the sticker that matches the rhyme with the picture.



Little Miss Muffet



Sat on a

B. Listen to the parts of the words. Combine the parts to make one word. Put the right stickers in the boxes.

1

2

3

4


5

2 SYLLABLES


Word Study

Study the Words Read the riddles and attach the right stickers.


I am a girl.
Who am I?




I am a lion.
I can scare you.
What can I do?



I have 8 legs.
Who am I?



I am a chair.
Who am I?



4 SYLLABLES

Teachers Directions: Say the parts of the words.

1. /tʃ/ + /eɪ/
2. /lɪ/ + /ŋ/
3. /aʊ/ + /t/
4. /oʊ/ + /t/ + /ɔʊ/
5. /beɪ/ + /tʃ/ + /lɪ/

1

2


3

4


5

Little Miss Muffet 3

Learn about the Poem




→




Because...

Comprehension


Think about the poem. Why did Little Miss Muffet run away? Circle the right picture.



1



2



3

Little Miss Muffet 5

Fluency

Enjoy the Poem!
Read together! Count the syllables in the words above the boxes. Then put the same number of circle stickers in the boxes. Add / or // marks to the poem. Read the poem while focusing on phrasing.

Little Miss Muffet
/ means you need to pause
// means you need to stop

Little Miss Muffet / sat on a tuffet. /
Eating her curds and whey. //

Along came a spider, /
who sat down beside her, /

And frightened Miss Muffet away. //

6 STYLARLES

6. Listen to the parts of the words. Combine the parts to make words. Put the right stickers in the boxes.

Teacher's Directions: Say the parts of the words.

- /mch/ + /er/
- /k/ + /ten/
- /kari/ + /gal/ + /floo/
- /p/ + /ost/
- /wal/ + /ter/ + /mell/ + /on/

Three Little Kittens 9

Three Little Kittens Workbook pp.7 -12

Sounds and Fun

Practice the Sounds

A. Find the rhymes in the poem. Match the rhymes with the pictures. Put the right stickers in the boxes.

B. Play with the parts of a word. Color as many circles as there are syllables.

8 STYLARLES

Word Study

Study the Words!
Say the words and sort the stickers. Then put them into the proper groups. Draw one more picture for each group.

Group	Picture	Draw
Animal		
Thing		
Action		
Food		

10 STYLARLES

Sounds and Fun

Practice the Sounds
Take away a part of each word to make a new word. Put the right stickers in the boxes.

	Take away	
	Take away	
	Take away	
	Take away	

14 SYLLABLES

Comprehension

Learn about the Poem
Think about the poem. Three little kittens lost their mittens. What will happen to them? Circle the correct picture below.

What will happen to the three little kittens?

Three Little Kittens 11

Word Study

Study the Words
Sort the stickers and put them into the proper groups.

People

Things in the Classroom

Things in Your Bag

A Place to Play Outside of the Classroom

15 My School

Fluency

Enjoy the Poem
Read together! Where can you put the "o" or "e" stickers in the poem? Put the "o" or "e" stickers in the poem. Read the poem like the mother cat and the kittens are talking with their feelings.

Three Little Kittens

Three little kittens. They lost their mittens.
And they began to cry.
"Oh, mother dear,
We sadly fear
Our mittens we have lost."
"What? Lost your mittens,
You naughty kittens!
Then you shall have no pie."
"Meow, Meow, Meow, Meow."
"You shall have no pie."

12 SYLLABLES

Sounds and Fun

Practice the Sounds!

A. Match the rhymes with the pictures. Attach the right stickers.

B. Take away a part of each word to make a new word. Attach the right stickers.

Take away

Take away → Take away → Take away

20 STICKERS

Comprehension

Think about the poem. Circle the pictures that belong to a school.

Learn about the Poem

16 STICKERS

Word Study

Study the Words! Sort the stickers and put them into the proper groups.

Zoo Animals	Farm Animals

At the Zoo 21

My School 17

17 STICKERS


Comprehension

Learn about the Poem

A. Think about the poem. Where did it happen? Circle the right place.



B. What did we see "At the Zoo"? Attach the stickers in the correct order.



Fluency

Enjoy the Poem

Read together! Unscramble the words.
Read the poem in an interesting voice.

At the Zoo

One sunny day
At the zoo,
We saw a monkey
And a kangaroo.

Three black bears

(black, bears, three)
And a crocodile

With big white teeth

(teeth, big with, white)
And a friendly smile.